
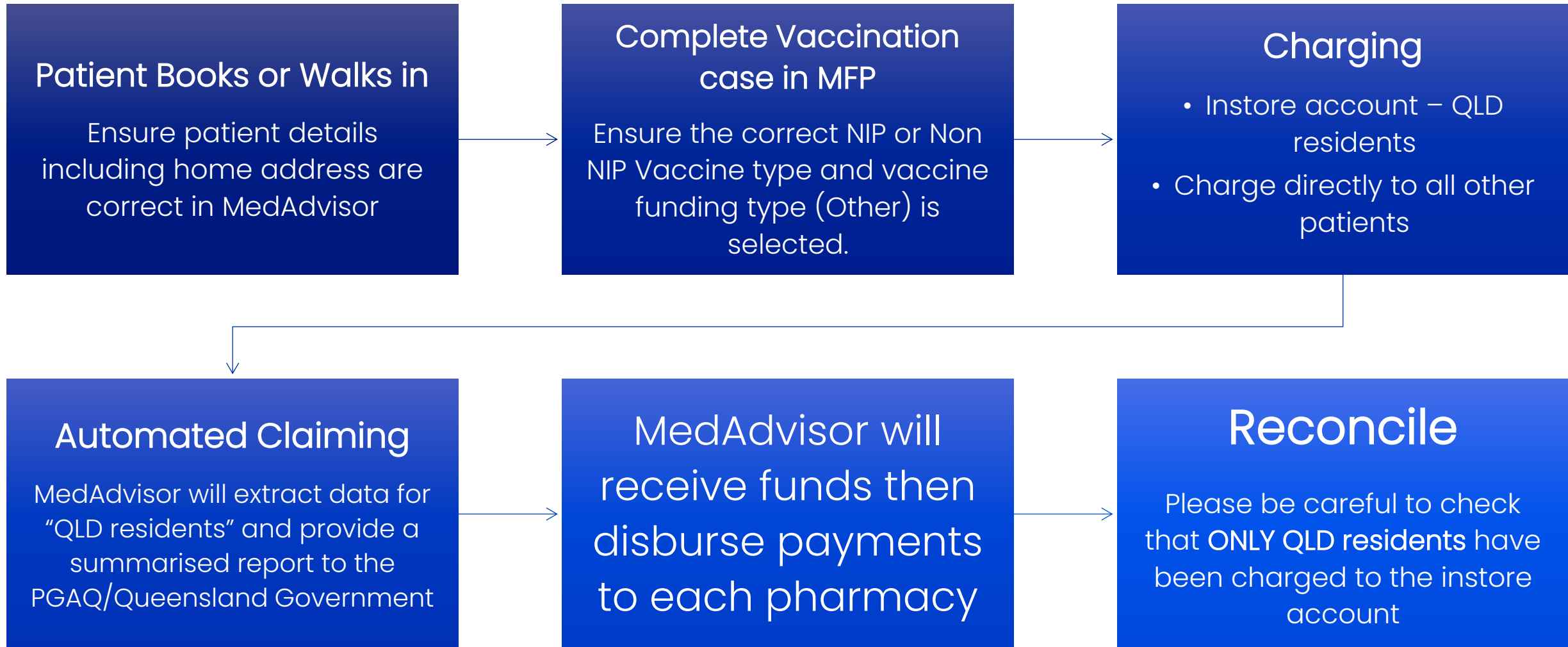


QLD Free Flu Vaccinations 2025



Workflow



Key messages for Pharmacies

- Same as 2024 for how you record vaccination cases in MFP
- Select Infectious Disease: “Influenza (flu) or Meningococcal type B”
- **Meningococcal B is included in 2025**
- Ensure you’re paid instore by all non eligible patients
- Recommended to charge all eligible patients to an instore account “QLD Free Flu”
- MedAdvisor will automatically create claims – no action required
- There are no voucher codes required for input for this initiative
- A payment schedule will be published, please review this rather than calling MedAdvisor Support
- Ensure you have updated your ABN, BSB and Account Number in MedAdvisor or you can’t be paid.
 - MedAdvisor Knowledge Base : **How To Update a Pharmacy’s Remittance Details**
 - <https://support.medadvisor.com.au/hc/en-us/articles/360045743973-How-To-Update-a-Pharmacy-s-Remittance-Details>

Flu Vaccination Form

Recommended to
check these boxes
when required

Pre-vaccination screening checklist (digital record optional)

Subsidised immunisation checklist

☐ People aged 65 years and over

☐ People aged between six months to less than five years

☐ Aboriginal and Torres Strait Islanders who are aged 6 months and over

☐ Pregnant women

☐ People aged six months and over with medical conditions such as severe asthma, lung or heart disease, chronic neurological conditions, renal disease, low immunity or diabetes that can lead to complications from influenza

Immunisation form

Select Influenza (Flu) or
Meningococcal type B

Infectious disease *

Hib/MenCCV

Influenza (Flu)

Japanese encephalitis

MMR

Infectious disease *

Meningococcal type B

Vaccine type *

Please select

Please select

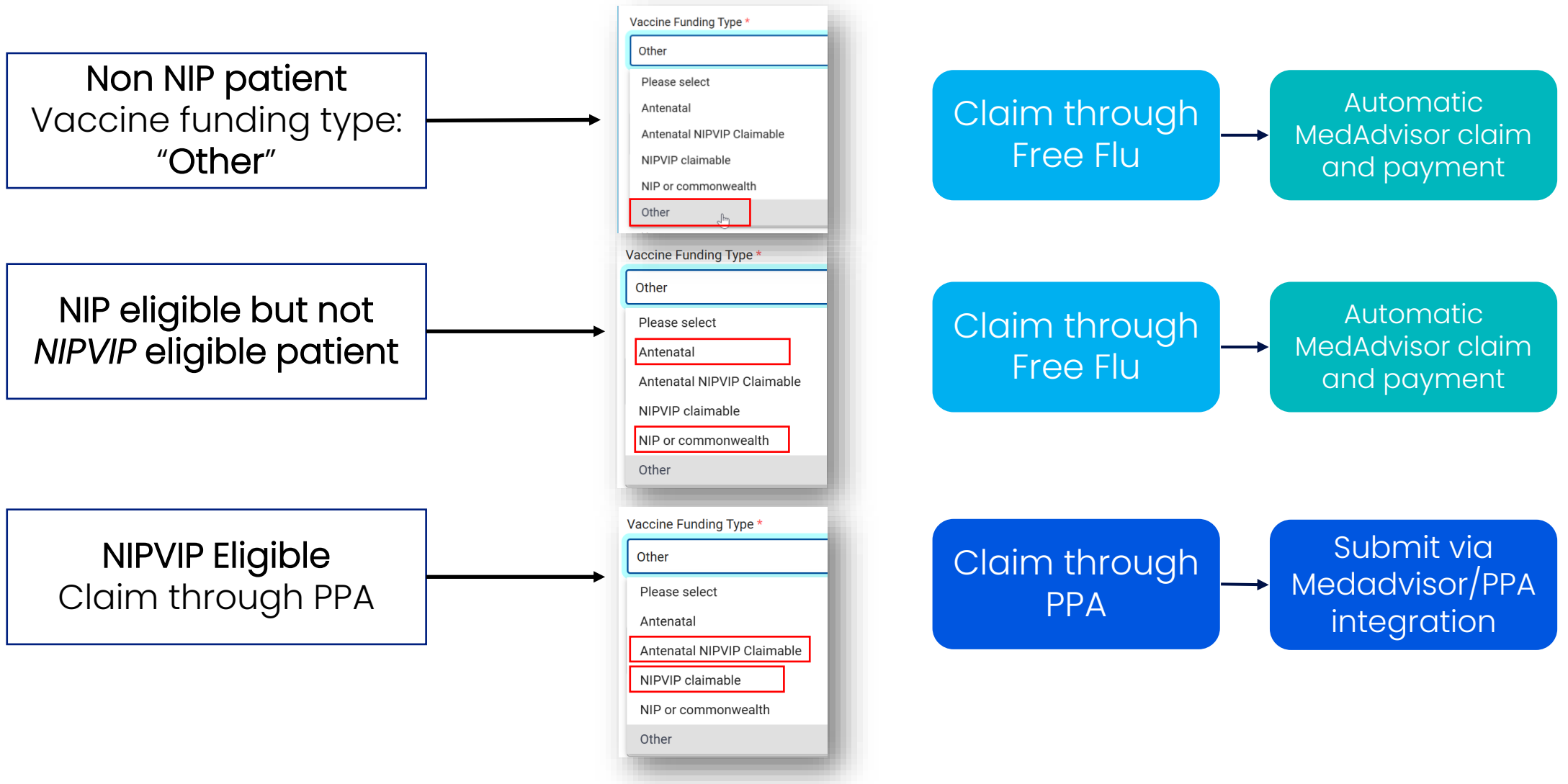
BEXSERO (GSK)

TRUMENBA (Pfizer)

Other (specified)

Please select

Funding type selection



Pharmacies who only supply the vaccine but do not administer

1. Use “Interprofessional Collaboration” from the Services drop down of MFP
2. Health Practitioner: choose “Other”
3. Create First name: QFF, Surname: 2025, Medical provider type: Pharmacist
4. Referral: “Verbal”
5. Subject: “Flu25”
6. In relation to: “Other”
7. Complete

The image displays three screenshots from the MedAdvisor Solutions software interface, illustrating the steps to create a referral for a pharmacy.

Top Left Screenshot: Shows the 'Monitoring' dropdown menu with the 'Services' option selected. The 'Interprofessional Collaboration' option is highlighted under the 'Immunisation' category.

Top Right Screenshot: Shows the 'Health practitioner details (referred to)' form. The 'Patient's prescriber' is set to 'Other'.

Bottom Screenshot: Shows the 'Add health professional' form. The 'First name' is 'QFF', the 'Surname' is '2025', and the 'Medical provider type' is 'Pharmacist'. The 'Referral' form below it shows 'Communication' set to 'Verbal', 'Subject' as 'Flu25', and 'In relation to' as 'Other'. The 'Message' field contains a template: 'Dear < Health Professional FIRST NAME LAST NAME >,' and 'Re: < Patient FIRST NAME LAST NAME >'. A 'Complete' button is visible at the bottom right.

MedAdvisor Reporting to PGAQ/QH for payment

MedAdvisor will extract data on the pharmacy's behalf including:

- Date Range (based on date of completion)
- Patient home address (QLD)
- Infectious Disease type
- Vaccination Type
- Patient Age

A consolidated report by pharmacy by NIP/Non NIP by date range will be provided to the PGAQ/QH for payment

Payment Schedule 2025

Period Start	Period End	Monies received at pharmacy by
Saturday, 1 March 2025	Friday, 14 March 2025	Friday, 28 March 2025
Saturday, 15 March 2025	Friday, 28 March 2025	Friday, 11 April 2025
Saturday, 29 March 2025	Friday, 11 April 2025	Friday, 25 April 2025
Saturday, 12 April 2025	Friday, 25 April 2025	Friday, 9 May 2025
Saturday, 26 April 2025	Friday, 9 May 2025	Friday, 23 May 2025
Saturday, 10 May 2025	Friday, 23 May 2025	Friday, 6 June 2025
Saturday, 24 May 2025	Friday, 6 June 2025	Friday, 20 June 2025
Saturday, 7 June 2025	Friday, 20 June 2025	Friday, 4 July 2025
Saturday, 21 June 2025	Friday, 4 July 2025	Friday, 18 July 2025
Saturday, 5 July 2025	Friday, 18 July 2025	Friday, 1 August 2025
Saturday, 19 July 2025	Friday, 1 August 2025	Friday, 15 August 2025
Saturday, 2 August 2025	Friday, 15 August 2025	Friday, 29 August 2025
Saturday, 16 August 2025	Friday, 29 August 2025	Friday, 12 September 2025
Saturday, 30 August 2025	Friday, 12 September 2025	Friday, 26 September 2025
Saturday, 13 September 2025	Tuesday, 30 September 2025	Friday, 10 October 2025
Wednesday, 1 October 2025	Tuesday, 14 October 2025	Friday, 24 October 2025

Links

QLD Health

<https://www.health.qld.gov.au/clinical-practice/guidelines-procedures/diseases-infection/immunisation/service-providers/2025-free-flu-vaccination-program>

How to update a pharmacy's remittance details

<https://support.medadvisor.com.au/hc/en-us/articles/360045743973-How-To-Update-a-Pharmacy-s-Remittance-Details>

How to access accounts and subscription information including for disbursement

<https://support.medadvisor.com.au/hc/en-us/articles/43836719219225-How-to-access-accounts-and-subscription-information-including-for-disbursements>